

2012 HO Ready-To-Run

HO Scale Train Sets & Accessories



MTHE
ELECTRIC TRAINS[®]
HO TRAINS THAT DO MORE

The Highest Quality Train Sets You Can Buy

A World of Your Own



In a world where much childhood play takes place on a two-dimensional screen, model railroading offers a form of play that is both old-fashioned and timeless.

For more than a hundred years, children have been using toy trains — along with construction sets, toy figures, empty boxes, and anything else at hand — to build their own imaginary worlds. While some of this can be accomplished today on

a computer screen, there's still enormous value in building something with your hands, making it operate, and sharing it with your friends.

Childhood development experts call it "unstructured, imaginative, free play" and they say it helps kids grow mentally and socially. We just think it's fun, and having fun has to be a good thing.

in Three Dimensions

It's All Here

In this catalog, we offer everything you need to build a miniature world of your own — or just put up a train around the Christmas tree, or anything in-between. You'll find trains that are realistic and others that are whimsical, like our Christmas and M&M'S® sets. Each of our ready-to-run sets includes everything you need to get started, all in one box.


Each of our ready-to-run sets includes everything you need to get started, all in one box, including safe, UL-approved transformers and easy to assemble track.



Start With the Best

Like the toy trains of decades ago, our trains are designed to provide years of enjoyment and stand up to childhood play. Compare our sets with those of our competitors, and you'll find M.T.H. trains are made of better materials, run more smoothly, last longer, and offer more features. We invite you now to turn the page and see what we have to offer. We hope you'll find items in this catalog that will surprise and delight you, and encourage you to begin a model railroading adventure of your own.

See Them in Action

While perusing this catalog, in our interactive version, click on the video icon  to see the featured item in action. If you are reading a print copy, visit the website and click on the video icon for that item to see a video.

Contents

| | |
|----------------------------|----|
| Introduction..... | 1 |
| HO Ready-To-Run Sets | 4 |
| Rolling Stock..... | 8 |
| Track & Accessories..... | 14 |
| Transformers..... | 15 |
| DCS Commander | 17 |
| DCS | 18 |
| MTHRRC..... | 20 |
| MTH Online | 21 |

Not all products depicted in this catalog are production models. In some cases, the items pictured may be HO, O Scale or some other scale product. All item's graphic features and content are subject to change after publication. All product features may be verified on their retail packages. M.T.H. Electric Trains is in no way affiliated with any of the railroads featured in this catalog.

©2012, M.T.H. Electric Trains, 7020 Columbia Gateway Drive, Columbia Maryland 21046-1532 - www.mthtrains.com - (410) 381-2580

MTH Trademarks: M.T.H. Electric Trains®, M.T.H.®, MTH Railroaders Club™, lves®, Loco-Sound™, Proto-Sound® 2.0, Proto-Speed Control™, Proto-Doppler™, Proto-Dispatch™, Proto-Cast™, ProtoSmoke™, Proto-Coupler™, Proto-Effects™, Proto-Scale 3-2™, RailKing®, Rugged Rails®, RailKing One-Gauge™, RailTown™, Tinplate Traditions™, ScaleTrax™, RealTrax®, Z-500™, Z-750™, Z-4000®, Z-1000™, Z-4000 Remote Commander™, DCS™ and the MTH Numbering System and all others indicated throughout this catalog. RealTrax® layouts created with RR-Track™ which is a registered trademark of R&S Enterprises.

®/™ M&M'S, the letter M and the M&M's Characters are registered trademarks of Mars, Incorporated and its affiliates.
©MARS, Incorporated 2012

®/™ SNICKERS and the SNICKERS logo are registered trademarks of Mars, Inc. and its affiliates. Used under license by M.T.H. Electric Trains® © Mars, Incorporated 2012

®/™ MILKY WAY and the MILKY WAY logo are registered trademarks of Mars, Inc. and its affiliates. Used under license by M.T.H. Electric Trains® © Mars, Incorporated 2012

Lionel is a registered trademark of Lionel Trains LLC.
TMCC®, TrainMaster®, CAB-1® Remote Controller, and Lionel® are all registered trademarks owned by Lionel L.L.C. All Rights Reserved.

M.T.H.'s DCS Digital Command System has received U.S. Patent No. 6,457,681.
M.T.H.'s Proto-Sound 2.0 system has received U.S. Patent No's 6,457,681 B1 (sound system), 6,457,681 B1 (Proto-Speed Control), 6,604,641 (Proto-Coupler), 6,280,278 (Proto-Smoke).
M.T.H.'s RealTrax has received U.S. Patent No. 6,019,289.
M.T.H.'s ScaleTrax switches have received U.S. Patent No. 6,491,263.

M.T.H.'s Z-4000 Transformer has received U.S. Patent No's. 6,281,606 & 6,624,537.

M.T.H.'s Proto-Scale 3-2 has received U.S. Patent No. 6,662,917
Some images used in this publication © 2012 www.clipart.com

M.T.H. TRAINS ARE MORE FUN!



M.T.H. trains are more fun because they feature the sights and sounds that make real trains dramatic and exciting -- features that you can control from the handheld Remote Digital Commander* as you walk around your layout:

Speed Control

Many toy trains have two speeds: fast and faster. Most M.T.H. HO locomotives feature the Proto-Sound 3.0 sound and control system that allow our engines to throttle down to a s-l-o-w

crawl, highball down the main line, or maintain any speed in-between. The Proto-Speed Control™ built into Proto-Sound locomotives acts like the cruise control on a car, keeping your train moving at the speed you select, regardless of hills and curves.

Vivid Engine Sounds

Proto-Sound features crystal-clear digital sounds: the wail of a diesel horn; the melody of an authentic steam whistle; the bell alerting passengers to your

arrival or departure; steam chuff or diesel roar; and crew conversations.

Station Sounds

Proto-Sound passenger engines feature arrival and departure announcements of famous passenger trains. Freight engines include Freight Yard Proto-Effects™, a symphony of freight terminal sounds.

Remote DCS Commander

M.T.H. HO train sets featuring Proto-Sound 3.0 equipped locomotives come outfitted with a wireless walk-around remote control that makes accessing some of the features built-in to the locomotive easy and fun to operate. With the Remote Commander you'll have one-touch access to volume adjustment, freight yard sound effects, speed settings and startup and shutdown sound effects just to name a few.

Command Control

M.T.H. HO locomotives equipped with Proto-Sound 3.0 include built-in command control receivers for the ultimate in model railroading fun. Command control allows the operator to individually control different locomotives on the same track at the same time. M.T.H. command control receivers can be operated using any DCC controller or M.T.H.'s own DCS Digital Command System. No other ready-to-run HO sets from any other manufacturer come equipped with command control receivers.

QUALITY AND VALUE

Compare Before You Buy

At M.T.H., we consider the ready-to-run train set our best opportunity to make a great impression on any newcomer to the wonderful world of model railroading. That's why we don't skimp on the quality and value you'll find in every M.T.H.® ready-to-run starter set. Compare our sets with those of our competitors and you'll see what makes an M.T.H. starter set the best way to begin your model railroading journey.

M.T.H. Ready-to-Run Train Sets Include Track, Transformer, and Operator's Manual.



Every M.T.H. locomotive features durable metal gears, wheels and axles.



Every M.T.H. locomotive features a smooth, powerful drive train that can haul many additional cars.



Every M.T.H. Ready-To-Run Set features snap-together nickel-silver, rust proof track, built to stand up to the rigors of childhood play.

M.T.H. train sets feature powerful transformers that can handle long trains and additional accessories as your railroad expands.



READY-TO-RUN SET FEATURES

As explained on the previous pages and detailed below, M.T.H. train sets are loaded with features you won't find in other manufacturers' sets. The following list covers the general features and contents of our train sets. For a specific listing of each set's features and contents, visit our Web site at www.mthtrains.com.

HO SET CONTENTS

- Locomotive
- 3-Car freight consist with hopper, gondola, and caboose, all with metal wheels and axles
- Kadee®-compatible operating knuckle couplers on engine and cars
- Code 83 14-Piece, 36" x 45" RealTrax Oval with removable roadbed
- Proto-Sound 3.0 sets include UL-approved 24-watt transformer with DCS Remote Commander handheld remote control
- Non-Proto-Sound sets include UL-approved 24-watt transformer with Controller
- Track Lock-On with wires to connect to transformer

LOCOMOTIVE FEATURES

- Intricately detailed, durable ABS body
- Powerful 12-Volt 5-Pole Precision Skew-Wound Flywheel Equipped Motor driving all eight wheels
- All-metal wheels and gears
- Operating headlight
- Kadee®-compatible operating knuckle couplers
- Proto-Sound 3.0 locomotives include sound and control system featuring locomotive speed control and CD-quality digital sounds that include horn, bell, authentic EMD diesel motor, Passenger or Freight Station Proto-Effects, crew conversations, and atmospheric sounds.

Christmas F-3 Diesel Freight Set



Proto-Sound 3.0 Set Includes Remote Control

Christmas - F-3 Diesel R-T-R Deluxe Freight Train Set

| | | |
|-----------|----------------------------------|----------|
| 81-4006-1 | Proto-Sound 3.0 | \$229.95 |
| 81-4006-0 | DCC Ready | \$169.95 |
| 81-4006-6 | Proto-Sound 3.0 & Euro Powerpack | \$229.95 |



For more than a century, toy trains and Christmas have been a magical combination. What better way to create your own family's version of a classic tradition than to include this beautifully decorated Christmas set around your tree. Trimmed in traditional Christmas colors, the M.T.H. Christmas Express freight set captures the spirit and fun of model railroading in an affordable train set that will last for years. And when you want to expand your railroad, the rugged, eight-wheel-drive Christmas diesel has all the power you'll need to pull a long string of cars.



Trailing the locomotive are three cars bearing distinctive Christmas paint schemes. As with all of our HO sets, the Christmas Express outfit is compatible with all standard HO trains. This set includes everything you need to begin your model railroading adventure, including a powerful transformer and a large 36" x 45", 14-piece Realtrax oval that assembles in minutes and can be placed right on the carpet or floor for a quick, temporary layout.

Christmas - Operating Action Car
81-99014 \$54.95

In addition, the Proto-Sound version of the Christmas Express features CD-quality sounds that will amaze your friends and family. Imagine their faces when the horn blares, the bell clangs, the diesel motor revs up as you advance the throttle, and the conductor announces Santa's next station stop!



Pennsylvania F-3 Diesel Freight Set



Proto-Sound 3.0 Set Includes Remote Control

Pennsylvania - F-3 Diesel R-T-R Deluxe Freight Train Set

| | | |
|-----------|----------------------------------|----------|
| 81-4002-1 | Proto-Sound 3.0 | \$229.95 |
| 81-4002-0 | DCC-Ready | \$169.95 |
| 81-4002-6 | Proto-Sound 3.0 & Euro Powerpack | \$229.95 |



The EMD F-unit, built by the Electro-Motive Division of General Motors, was “the diesel that did it” — vanquished the steam engine from American railroads. In 1939-40, a quartet of F-units barnstormed across 35 states, logging 83,764 miles on 20 railroads and proving once and for all that diesels were the wave of the future.

One of EMD’s largest customers was the Pennsylvania Railroad. On Pennsy mainlines from the east Coast to Chicago, new EMD diesels displaced the Pennsy-designed steamers that had been the symbols of the “P Company.” While other diesel manufacturers competed with EMD, the various versions of the ubiquitous F-unit — FT, F3, and F7 — became the icons of the diesel revolution. This set recreates the power and excitement of the Pennsylvania diesels that hauled freight westward over the Allegheny Mountains; our Proto-Sound version includes the authentic chant of an F3 motor, blaring horn, ringing bell, and other sounds including crew conversations.



Pennsylvania - 40' PS-1 Box Car

| | | |
|----------|---------|---------|
| 81-74031 | # 86917 | \$22.95 |
| 81-74029 | # 86910 | \$22.95 |
| 81-74030 | # 86915 | \$22.95 |



M&M'S® F-3 Diesel Freight Set



Proto-Sound 3.0 Set Includes Remote Control

M&M'S® Brand - F-3 Diesel R-T-R Deluxe Freight Train Set

| | | |
|-----------|----------------------------------|----------|
| 81-4004-1 | Proto-Sound 3.0 | \$239.95 |
| 81-4004-0 | DCC Ready | \$179.95 |
| 81-4004-6 | Proto-Sound 3.0 & Euro Powerpack | \$239.95 |



In the days before air conditioning, eating chocolate in the summer was a messy affair. Legend has it that Forrest Mars Sr., son of the founder of Mars, Inc., got the inspiration for M&M'S® in the late 1930s. On a trip to Spain during the Spanish Civil War, he encountered soldiers eating pellets of chocolate encased in a hard sugary coating that prevented it from melting. Back at his kitchen, Mr. Mars invented the recipe for M&M'S® Plain Chocolate Candies just in time for M&M'S® to become a favorite snack of American soldiers in World War II. In 1954 the famous slogan "The milk chocolate that melts in your mouth—not in your hand"® debuted in the first M&M'S® candy TV ads, and in 1972 the candies became animated characters.

Add the color and humor of the M&M'S® Spokescandies to your own railroad with this powerful diesel freight set featuring M&M'S® cars. The Proto-Sound version includes the authentic chant of an F3 diesel motor, blaring horn, ringing bell, and other sounds including crew conversations.



M&M'S® Brand Christmas - 40' PS-1 Box Car
81-74020 \$23.95



M&M'S® Brand
Operating Action Car
81-99004 \$54.95



®/™ M&M'S, the letter M and the M&M'S Characters are registered trademarks of Mars, Incorporated and its affiliates.

©MARS, Incorporated 2012



Santa Fe F-3 Diesel Freight Set



Proto-Sound 3.0 Set Includes Remote Control

Santa Fe - F-3 Diesel R-T-R Deluxe Freight Train Set

| | | |
|-----------|----------------------------------|----------|
| 81-4001-1 | Proto-Sound 3.0 | \$229.95 |
| 81-4001-0 | DCC-Ready | \$169.95 |
| 81-4001-6 | Proto-Sound 3.0 & Euro Powerpack | \$229.95 |



The Atchison, Topeka and Santa Fe Railway stretched from Chicago to the Gulf of Mexico and the Pacific Ocean. Almost everywhere in the Midwest and the Southwest, Santa Fe trains were a part of daily life, carrying passengers and freight for more than a century. Santa Fe diesels hustled freight across plains, through deserts, and over mountains until 1996, when the AT&SF merged with the Burlington Northern to form the Burlington Northern Santa Fe — which is today one of America's largest and most successful railroads.

Move the freight on your own railroad with this colorful set, headed by a powerful diesel decorated in the Santa Fe's classic "warbonnet" paint scheme. The Proto-Sound version of this set features digital sound and the revolutionary speed control found only in M.T.H. locomotives. Add extra cars for even more fun — this locomotive has plenty of power to pull them



Santa Fe - 40' PS-1 Box Car

| | | |
|----------|----------|---------|
| 81-74032 | # 143622 | \$22.95 |
| 81-74033 | # 143627 | \$22.95 |
| 81-74034 | # 143635 | \$22.95 |



Santa Fe - 70-Ton Quadruple Hopper Car

| | | |
|----------|----------|---------|
| 81-75018 | # 185043 | \$21.95 |
| 81-75019 | # 185044 | \$21.95 |
| 81-75020 | # 185050 | \$21.95 |



Operating Action Car



Chesapeake Blue Crabs
Operating Action Car
85-99016 \$54.95

This exciting car features a backlighting moving animation strip visible through each of the car's four large viewing windows. Utilizing a quiet and efficient motorized player and bright LED lighting, the animated action really shines bright!

Sharks
Operating Action Car
85-99007 \$54.95



Large Mouth Bass
Operating Action Car
85-99008 \$54.95

Tropical Fish
Operating Action Car
85-99005 \$54.95



40' PS-1 Box Car



Southern Pacific - 40' PS-1 Box Car

| | | |
|----------|----------|---------|
| 81-74039 | # 101805 | \$22.95 |
| 81-74038 | # 101803 | \$22.95 |
| 81-74040 | # 101807 | \$22.95 |



Northern Pacific - 40' PS-1 Box Car

| | | |
|----------|---------|---------|
| 81-74028 | # 16726 | \$22.95 |
| 81-74026 | # 16708 | \$22.95 |
| 81-74027 | # 16722 | \$22.95 |



Southern - 40' PS-1 Box Car

| | | |
|----------|---------|---------|
| 81-74035 | # 12013 | \$22.95 |
| 81-74036 | # 12015 | \$22.95 |
| 81-74037 | # 12019 | \$22.95 |

70-Ton Quadruple Hopper Car



Bessemer & Lake Erie - 70-Ton Quadruple Hopper Car

| | | |
|----------|---------|---------|
| 81-75011 | # 89256 | \$21.95 |
| 81-75009 | # 89249 | \$21.95 |
| 81-75010 | # 89252 | \$21.95 |



Chesapeake & Ohio - 70-Ton Quadruple Hopper Car


| | | |
|----------|---------|---------|
| 81-75013 | # 69252 | \$21.95 |
| 81-75012 | # 69250 | \$21.95 |
| 81-75014 | # 69257 | \$21.95 |



Lackawanna - 70-Ton Quadruple Hopper Car

| | | |
|----------|---------|---------|
| 81-75015 | # 88248 | \$21.95 |
| 81-75017 | # 88262 | \$21.95 |
| 81-75016 | # 88250 | \$21.95 |

70-Ton Mill Gondola Car




BNSF - 70-Ton Mill Gondola Car

| | | |
|----------|----------|---------|
| 81-72001 | # 518575 | \$20.95 |
| 81-72002 | # 518578 | \$20.95 |
| 81-72000 | # 518571 | \$20.95 |



Milwaukee Road - 70-Ton Mill Gondola Car

| | | |
|----------|---------|---------|
| 81-72007 | # 92492 | \$20.95 |
| 81-72008 | # 92498 | \$20.95 |
| 81-72006 | # 92490 | \$20.95 |



CSX - 70-Ton Mill Gondola Car

| | | |
|----------|----------|---------|
| 81-72003 | # 705233 | \$20.95 |
| 81-72004 | # 705236 | \$20.95 |
| 81-72005 | # 705238 | \$20.95 |



Pennsylvania - 70-Ton Mill Gondola Car

| | | |
|----------|----------|---------|
| 81-72009 | # 318250 | \$20.95 |
| 81-72011 | # 318256 | \$20.95 |
| 81-72010 | # 318254 | \$20.95 |

R40-2 Woodside Reefer



Snickers - R40-2 Woodside Reefer Car
81-94007 \$34.95

©/TM SNICKERS and the SNICKERS logo are registered trademarks of Mars, Inc. and its affiliates. Used under license by M.T.H. Electric Trains® © Mars, Incorporated 2012



Milky Way - R40-2 Woodside Reefer Car
81-94008 \$34.95

©/TM MILKY WAY and the MILKY WAY logo are registered trademarks of Mars, Inc. and its affiliates. Used under license by M.T.H. Electric Trains® © Mars, Incorporated 2012

40' Steel Sided Reefer



Pacific Fruit Express - 40' Steel Sided Reefer

| | | |
|----------|--------|---------|
| 85-78020 | #67629 | \$22.95 |
| 85-78019 | #47625 | \$22.95 |
| 85-78018 | #47620 | \$22.95 |

40' Steel Sided Reefer



Railway Express Agency - 40' Steel Sided Reefer

85-78014 #6862 \$22.95

85-78013 #6850 \$22.95

85-78012 #6838 \$22.95



Adam's County Apples - 40' Steel Sided Reefer

85-78002 #108 \$22.95

85-78001 #103 \$22.95

85-78000 #100 \$22.95



Pennsylvania - 40' Steel Sided Reefer

85-78011 #498359 \$22.95

85-78010 #498357 \$22.95

85-78009 #498353 \$22.95



Santa Fe - 40' Steel Sided Reefer

85-78023 #4239 \$22.95


85-78022 #4237 \$22.95

85-78021 #4225 \$22.95


HO Track & Accessories

REALTRAX
BY M.T.H. ELECTRIC TRAINS


At M.T.H. Electric Trains, we believe a track system should allow your model railroad empire to grow. The RealTrax system includes 18" and 22" curves as well as 9" straight lengths that make a perfect solution for your first model railroad empire. And every piece of RealTrax is rugged, realistic, and reliable so you can have fun running your trains.



**Compatible with
Atlas HO Track
using 81-1011
Adapters**



HO RealTrax 9" Straight Code 83
Track w/Roadbed - 4 Pack
81-1001 \$7.29



HO RealTrax 22" Radius Curve
Code 83 Track w/Roadbed - 4 Pack
81-1022 \$7.29



HO RealTrax 9"
Straight Code 83 Track
Railer
81-1015 \$7.99



HO RealTrax 18"
Radius Curve Code 83
Track w/Roadbed -
4 Pack
81-1018 \$7.29



HO RealTrax Track
Terminal Pack (4 pack)
81-1003 \$3.99



HO RealTrax Track
Adapter Pack (24 Ct)
81-1011 \$7.99



HO RealTrax Track
Railjoinder Pack (48 Ct)
81-1014 \$2.99

SCALETRAX™

BY M.T.H. ELECTRIC TRAINS



HO ScaleTrax 9" Straight Code 83 Track
80-1001 \$0.99



HO ScaleTrax 22" Code 83 Radius Curve Track
80-1022 \$0.99



HO ScaleTrax 36" Code 83 Flex Track
80-1036 \$6.49

HO ScaleTrax 18" Radius Curve Code 83 Track
80-1018 \$0.99

POWER UP with the best Transformers in Model Railroading!

Whether you operate with conventional, analog DC power or the M.T.H. Digital Command System (DCS), our UL-approved power supplies offer the best way to power your layout. Choose the 30-watt DC-300 for a small- to medium-sized layout. It includes accessory ports for powering up your layout's accessories. If you need more auxiliary power, the Z-DC1 is an excellent choice for powering additional accessories and lights. All M.T.H. power supplies offer:

- Incredibly smooth, wide range throttle for precise speed control
- Fast-acting circuit breakers to protect your equipment
- U.L. or CSA Approved



Z-DC300 Transformer

40-300 \$79.95
Featuring 30 watts of DC power and a 16 volt AC accessory port, the UL approved DC-350 will comfortably run up to five HO locomotives.

Z-DC1 Transformer

40-200 \$19.95
A perfect small power supply to power up accessory lights, the ZDC1 includes a smooth feeling power knob atop its UL approved enclosure.



TIU/Barrel Jack Adapter Cable
50-1017 \$9.95




RealTrax Wire Harness
40-1015 \$4.99
Wire Harness
10-1020 \$3.99

Operating Crossing Signals



Operating Crossing Signals
80-10001 \$179.95


- **Flashing warning lights**
- **Slow-motion crossing gates**
- **Ringing warning bell**
- **Guards up to four tracks**



For the first time, operating crossing signals come to the HO marketplace in an easy-to-install package that can be up and running in short order! Each die-cast crossing signal features flashing LED warning lights and the set includes warning bell sounds.

Each crossing signal is fully decorated and ready-to-install with just two mounting screws. The signals are controlled by a modular harness and activation lever that extend down through the base of the layout to easily installed control boxes. Like the signals themselves, each control box attaches to the underside of the platform with just two screws and features modular plugs to accept the harness from the signal.

Activation of the signals is handled through two sensors for each track. The crossing signal set can handle up to four tracks at once. The sensors are installed in the base of each track before and after the grade crossing by drilling a small hole through the track and platform. Insert the sensors up through the underside of the platform, plug in each sensor set to the master control box and you're ready to run!



Features

- Die-Cast Construction
- Motorized Under Table Control Boxes
- Multi-Direction Functionality
- Easily Installed
- In-Track Train Sensors
- Operating Bell With Volume Adjustment
- Flashing LED Warning Lights
- Controls 1 to 4 Tracks
- Modular Plug Connections For Easy Setup
- Installs On Benchwork Up To 1 1/2" Thick
- Includes User Installed Track Signs
- For 1 to 4 Tracks
- Unit Measures: 2 1/8" High

DCS COMMANDER

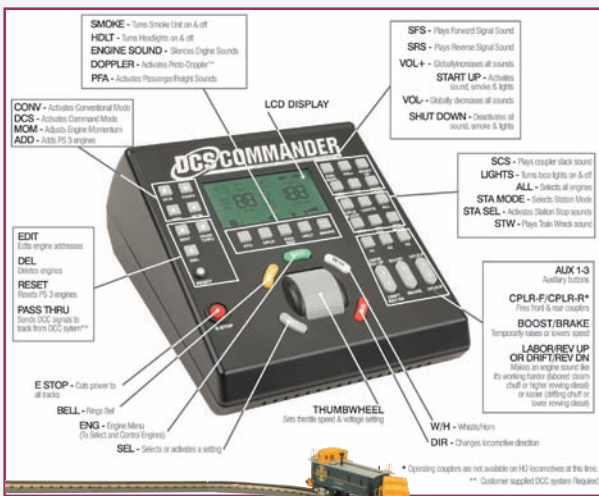


More Features Than Analog DC or DCC Command Control

The next generation of the DCS Digital Command System is here. The all-new DCS Commander brings a less expensive, but powerful command control device to your O Gauge and HO DC powered layouts. Connect a DCS Commander between the wires of your existing DCC system or DC power supply to the track and you can switch back and forth between DCS and Analog DC operating modes with just a push of a button.

For HO operators, the DCS Commander Controller Set is a perfect power solution for almost any size HO layout. HO operators whose layouts are already outfitted with a DC power supply can choose the individual DCS Commander and plug their existing power supply right into the Commander's power inputs.

The DCS Commander provides the user with intuitive control of multiple Proto-Sound 2.0** or later equipped locomotives. For each locomotive, more than 32 functions are available at the touch of a single clearly-labeled button.



DCS Commander System
w/100 Watt Power Supply
50-1029 \$229.95
DCS Commander Controller
50-1028 \$149.95

DCS Commander Features

- Speed adjustment in one-scale mile-per-hour steps
- Independent feature control: tune your engines' sound, lights, smoke & acceleration/deceleration settings
- Smoke On/Off
- Doppler Sounds: simulate the classic sound effect of a train approaching and then whizzing past
- Accent Sounds: activate any one of 7 individual sounds, including signal forward and reverse sounds, coupler slack, engine start-up and shut-down, engine labor and engine drift
- Activate Passenger Station and Freight Yard Sounds
- Individual locomotive control: select up to 10 Proto-Sound 2.0 or

- later engines
- Selectable control mode configurations: choose between analog DC, DCC and DCS operating modes
- Track Signal Test: test your layout's signal strength using the built-in signal strength analyzer.
- Proto-Whistle Quillable Sound Activation: access the built-in Proto-Whistle quillable sounds*** found inside your Proto-Sound 2.0 or later locomotives and using the thumbwheel to "play" your locomotive's whistle just like a real engineer!
- Access Whistle Signal Sounds: activate grade crossing whistle signals**** on your Proto-Sound 2.0 or later equipped locomotive

DCS Remote Commander Set



DCS Remote
Commander Set
50-1033 \$49.95

Remote Requires (2) AA Batteries
(not included)

** Requires Proto-Sound 2.0 locomotive onboard 3-volt system or Proto-Sound 3.0 locomotive onboard system. Proto-Sound 2.0 3-volt systems are identified by their square battery charging jack on the locomotive chassis. See the locomotive's operator's manual for the exact location of the charging jack.

***Proto-Whistle quillable sounds not found in all Proto-Sound 2.0 or later equipped locomotives. Refer to your locomotives operator's manual to determine if your locomotive is equipped with Proto-Whistle quillable sounds.

****Proto-Whistle grade crossing signals not found in all Proto-Sound 2.0 or later equipped locomotives.



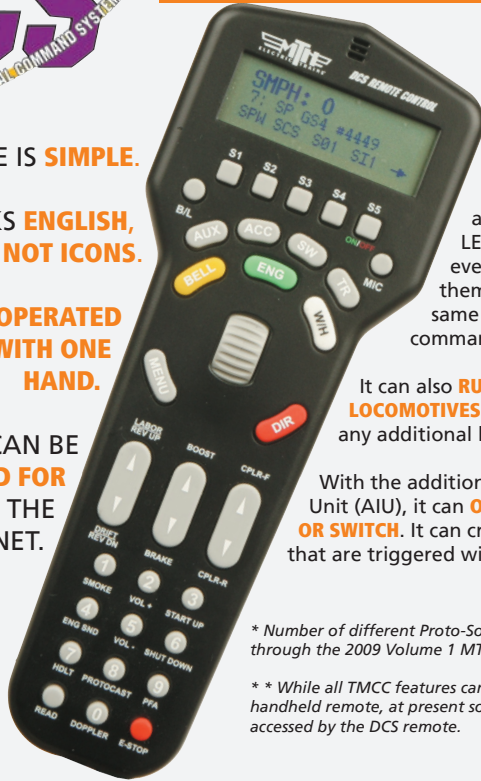
SIMPLY THE BEST

THIS REMOTE IS **SIMPLE**.

IT SPEAKS **ENGLISH, NOT ICONS**.

IT CAN BE **OPERATED EASILY WITH ONE HAND**.

IT CAN BE **UPGRADED FOR FREE OVER THE INTERNET**.



It can run over 1300* Proto-Sound® 2.0 and 3.0 engines and every Lionel®, Atlas, Weaver, and Third Rail TMCC®, LEGACY™, or EOB engine ever made — and run 99 of them at the same time, on the same track, independently, in command mode.

It can also **RUN ALL CONVENTIONAL AC LOCOMOTIVES** without the purchase of any additional hardware.

With the addition of an Accessory Interface Unit (AIU), it can **OPERATE ANY ACCESSORY OR SWITCH**. It can create scenes and routes that are triggered with one push of a button.

* Number of different Proto-Sound® 2.0 engines cataloged through the 2009 Volume 1 MTH catalog.

** While all TMCC features can be accessed by the DCS handheld remote, at present some Legacy features cannot be accessed by the DCS remote.

WHAT CAN YOUR REMOTE DO?



To request a **COMPLEMENTARY DVD** on DCS and M.T.H. technology, email us or call us at 410-381-2580.



EVERY PROTO-SOUND 2.0 AND 3.0 TRAIN SET LOCOMOTIVE IS ALREADY EQUIPPED TO RUN ON DCS

WAY TO **RUN A RAILROAD**

Command Control Explained

In conventional operation, an AC or DC transformer varies track voltage to adjust engine speed and direction. Command systems such as DCS, however, put a constant voltage on the track (around 18 volts for DCS) and vary speed by telling each engine how much of that voltage to use. Command control allows different engines to do different things — like run at different speeds, go in different directions, or make different sounds — even when they are on the same track.

In the DCS system, commands such as speed, direction, and sound control are sent as radio signals from the handheld throttle to a TIU (track interface unit). The TIU translates those radio signals into digital information that is sent through the rails and picked up by a receiver in the appropriate engine — telling

it to go, for example, 37 miles per hour, blow the whistle, smoke more heavily, or any other command. DCS locomotives can also send information back to the handheld to let the operator know what they're doing.

A unique feature of DCS is the ability to control the other major command systems used by 3-rail O gauge modelers, Lionel's TrainMaster® Command Control (TMCC®) and Legacy™ systems. With the addition of a Lionel command base, the DCS handheld can control engines from all systems on the same track at the same time.

The new TIU/TMCC-Legacy Connector Cable also allows you to run both the DCS and Legacy systems simultaneously on your layout, using both the DCS and Legacy handheld remotes.

New! DCS 4.02

DCS 4.02, the latest DCS software upgrade, is now available as a free download and is fully compatible with all DCS systems and every Proto-Sound 2.0 engine ever made. DCS 4.02 features new engine control options; allows the DCS handheld to emulate virtually every feature of the TMCC CAB-1® handheld; and allows the user to back up data on the DCS handheld to a personal computer - and clone that data to another DCS handheld if desired.

For more information on DCS 4.02 and the entire DCS system, go to www.protosound2.com

INTUITIVE MENUS ALLOW YOU TO PROGRAM, SELECT, AND CONTROL ENGINES, SWITCHES, AND ACCESSORIES.

1 Go to the engine setup menu

▶ ADD ENGINE
EDIT ENGINE
DELETE ENGINE
MENU:ENGINE SETUP

2 Choose your engine type

▶ ADD MTH ENGINE
ADD TMCC ENGINE
MENU:ADD ENGINE

3 DCS will "look" for Proto-Sound® or TMCC command-equipped engines on your layout. When it finds one, it adds it onto your remote and tells you when it's done.

CONGRATULATIONS
YOU SUCCESSFULLY
ADDED AN MTH ENGINE

SMPH: 10
1: PRR S1
MTC SCS S01 LIN →

DCS COMPONENTS



DCS Remote Control System
50-1001 \$329.95

DCS Remote Control -
Handheld Unit
50-1002 \$159.95



DCS Track Interface Unit (TIU)
50-1003 \$189.95



DCS Accessory Interface
Unit (AIU)
50-1004 \$99.95



24-Port Terminal Block
50-1020 \$29.95
12-Port Terminal Block
50-1014 \$19.95



6' Mini-to-Mini Cable
50-1009 \$9.95



Video Guide To
DCS - DVD
60-1191 \$19.95

Join The Club!

There are **EIGHT** different types of memberships, based on the style of model railroading that most interests you.



BASIC MEMBERSHIP

60-1000 - The Basic Club Membership does not include a club car. Basic Membership is \$25.00

HO MEMBERSHIP


81-97019 USRA 55-Ton Steel Twin Hopper Car
HO Membership is \$30.00

As a member of the M.T.H. RailRoders Club you'll receive:

Limited-Edition Club Car

Each year we produce beautifully decorated cars exclusively for our Club members. Members automatically receive the car that matches their Club membership (RailKing, Premier, Tinplate Traditions or One Gauge) and have the option to collect other Club cars as well.

The CrossingGate™ Club Magazine



You will receive our full-color Club magazines, jam-packed with product news, ideas from other members, rail history, & step-by-step articles explaining how M.T.H. technology can bring your railroad to life.

1st Class Mailing of M.T.H. Catalogs



Club Members get all M.T.H. catalogs earlier than other mailing list members, via First-Class mailings, so they can order from their local train store before the best items are sold out.

Club Card & Lapel Pin



Show the world your membership in this elite group of model railroaders with your high-quality embossed membership card & beautiful enameled lapel pin.

RailWare™ Software



Use your computer to design track layouts, search the database of all M.T.H. products, look at our past catalogs, listen to Proto-Sound 2.0 train effects, & much more. This Interactive DVD retails for \$79.95, but is yours FREE as a Club member.

Proto-Sound 2.0 Upgrade Kits

Club members can save an additional 15% on these kits by visiting the MTHRRRC web page.

Club Web Site



Visit www.mthtrains.com and type in your member number to gain access to the Club web site. Here you can exchange messages with other Club members, keep up with the latest news, and even build your own homepage.

GET THE MOST FROM MODEL RAILROADING

JOIN ONLINE! IT'S EASY — JUST GO TO
WWW.MTHTRAINS.COM



MTH Online

We don't think we're exaggerating when we say M.T.H. has the most useful train manufacturer's site on the Internet. Here's just a sample of the answers you can find online.



HOW DOES IT WORK?

Misplaced an instruction manual or just want to know how a product works? Use Product Search to look up the item and view its instruction manual.



① CAN I SEE AND HEAR IT IN ACTION ...?

Click on Video — only M.T.H. gives you the chance to see and hear locomotives and other products in action, before you buy.

② WHAT'S THE LATEST INFO ON ...?

Use Product Search to find the latest info on new products before they're delivered — sound sets, cab numbers, feature and paint scheme updates, and other information that arrived after the catalog was published.

DID YOU EVER MAKE?

Use Product Search to search through nearly all of the 17,000 items we've made in the past 30 years, for your favorite road name, engine, or type of rolling stock.

③ DOES ANY DEALER STILL HAVE ...?

Locate hard-to-find items with our Product Locator, which searches the inventories of M.T.H. dealers across the country.

④ WHEN IS IT COMING?

Our online Shipping schedule is updated frequently to let you know what's coming soon to your hobby shop.

⑤ ARE YOU GOING TO MAKE?

View the last several M.T.H. Catalogs online.

⑥ HOW CAN I FIX...?

The Service area of our site allows you to email a question to our factory technicians or find which of our 150+ local service centers is closest to you.

WHAT REPAIR PART DO I NEED?

Use Product Search to find exploded diagrams and parts lists for M.T.H. locomotives and accessories, and then order the parts online or by phone.

⑦ WHAT'S NEW?

New arrivals and other news are posted frequently on our home page.

⑧ HOW CAN I BE AMONG THE FIRST TO KNOW?

To get the news as it happens, sign up for our free weekly electronic newsletter, with information on new M.T.H. products, industry news, and sneak peeks at upcoming specials!

⑨ HOW CAN I LEARN MORE ABOUT DCS?

Follow the link to the protosound2.com Web site for DCS and Proto-Sound 2.0 information — and a list of Authorized DCS Demo Centers where you can try DCS hands-on.

HOW CAN I UPDATE MY DCS SYSTEM OR CHANGE A SOUND SET?

Only M.T.H. allows you to update your control system or change an engine's sound set right over the Internet. Follow the link to the protosound2.com Web site for DCS and Proto-Sound 2.0 downloads.

See It, Hold It, Run It!

At your local M.T.H. Authorized Retailer or
at your local model railroad club or exhibit



See our trains in action,
hold them in your hands,
and **run** them yourself on an
actual train layout — at dozens
of **See It, Hold It, Run It** (SHR)
venues across the country.

For the nearest location, visit us online at
www.mthtrains/news/shr

www.mthH0trains.com



©2012 M.T.H. Electric Trains
7020 Columbia Gateway Drive, Columbia, MD 21046